

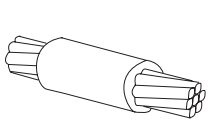
Pick your TRADE-UP!

* Indicate below what mold you would like to exchange. Note new mold must fall within the same price key as competitor mold exchanging. Price keys are color coded to make selection easy.

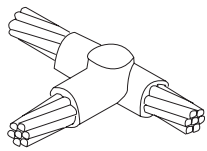
Price Key 3 & 4		Price Key 1 & 2
Wire to Wire Connections (Conductor Size A x Conductor Size B) QTY _____ WE- _____ - _____ _____ WT- _____ - _____ _____ WX- _____ - _____ _____ WP- _____ - _____ _____ WF- _____ - _____ _____ WL- _____ - _____	Bus Bar to Bus Bar Connections (Busbar thickness x Busbar width) QTY _____ BE- _____ - _____ _____ BEH- _____ - _____ _____ BTV- _____ - _____ _____ BT- _____ - _____ _____ BX- _____ - _____	Mini Wire to Wire Connections (Conductor Size A x Conductor Size B) QTY _____ WES- _____ - _____ _____ WTS- _____ - _____ _____ WXS- _____ - _____ Ground Rod to Wire Connections (Rod Diameter x Conductor Size) QTY _____ GES- _____ - _____ _____ GTS- _____ - _____
Ground Rod to Wire Connections (Rod Diameter x Conductor Size) QTY _____ GEE- _____ - _____ _____ GET- _____ - _____	Connections to Rebar (Rebar Size x Conductor Size) QTY _____ RHEH- _____ - _____ _____ RVCT- _____ - _____	Price Key 5 & 6
Connections to Steel Sheets and Pipes (For Plate give conductor size. For Pipe give conductor size x pipe diameter) QTY _____ SHEA- _____ - _____ _____ SHEB- _____ - _____ _____ SHTA- _____ - _____ _____ SHTB- _____ - _____ _____ SVES- _____ - _____ _____ SVED- _____ - _____ _____ SVEU- _____ - _____ _____ SVTV- _____ - _____ _____ SVTHA- _____ - _____ _____ SVTHB- _____ - _____ _____ SVEH- _____ - _____	Connections to Bus Bars and Terminal Lugs (Conductor Size x Bus Bar/Terminal Size) QTY _____ PK- _____ - _____ _____ PL- _____ - _____ _____ PV- _____ - _____ _____ PY- _____ - _____ _____ PT- _____ - _____ Steel to Strap Connections (Busbar/Steel thickness x Busbar width) QTY _____ BS- _____ - _____ _____ BVSE- _____ - _____	Wire to Wire Connections _____ WXL- _____ - _____ Ground Rod to Wire Connections (Rod Diameter x Conductor Size) QTY _____ GEY- _____ - _____ _____ GEP- _____ - _____ Connections to Rebar (Rebar Size x Conductor Size) _____ RHXH- _____ - _____
	Ground Rod to Ground Rod Connection (Rod Diameter) QTY _____ GVE- _____	Price Key 7, 8 & 9
		Ground Rod to Wire Connections (Rod Diameter x Conductor Size) QTY _____ GST- _____ - _____ Connections to Rebar (Rebar Size x Conductor Size) QTY _____ RVXH- _____ - _____
		For Full Program Details Visit: www.alltecglobal.com/resources/specials

* Mold connection guide on reverse side

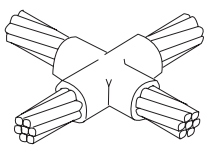
Address if shipping to a different location then weld metal order:



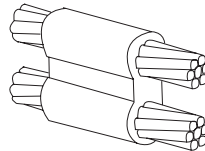
WE



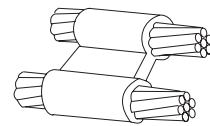
WT



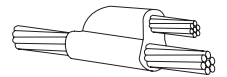
WX



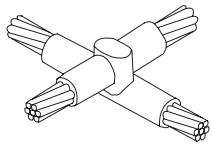
WP



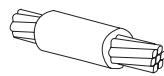
WF



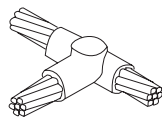
WL



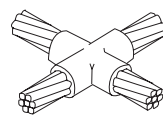
WXL



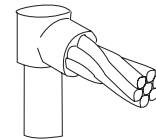
WES



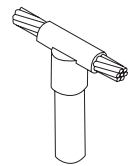
WTS



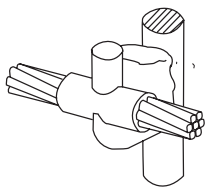
WXS



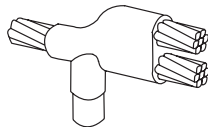
GEE



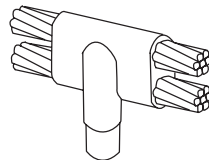
GET



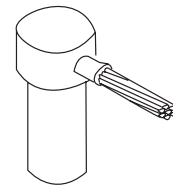
GST



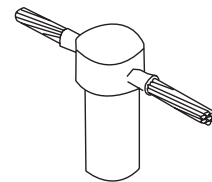
GEY



GEP




GES




GTS



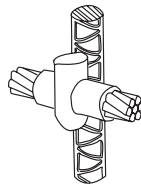
GVE



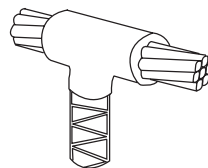
RHEH



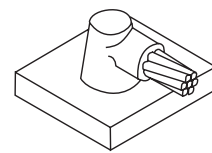
RHXH



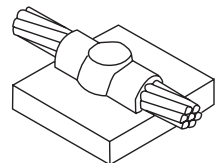
RVXH



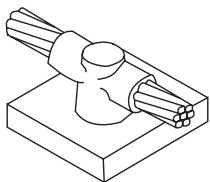
RVCT



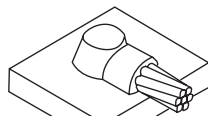
SHEB



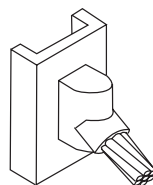
SHTA



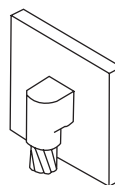
SHTB



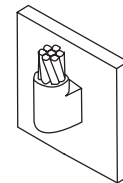
SHEA



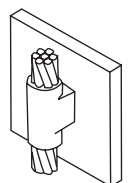
SVES



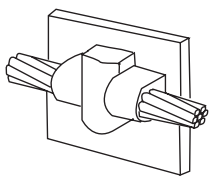
SVED



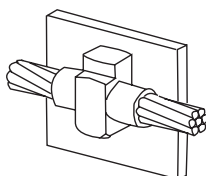
SVEU



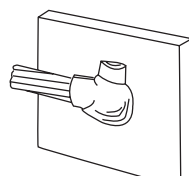
SVTV



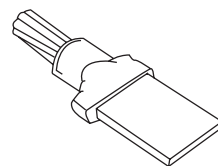
SVTHA



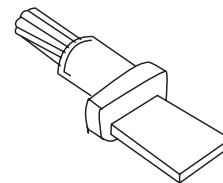
SVTHB



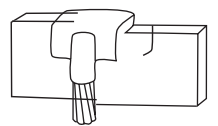
SVEH



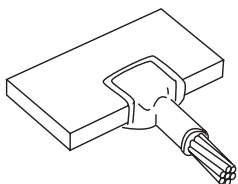
PK



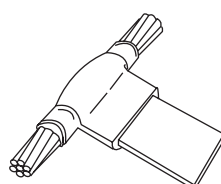
PL



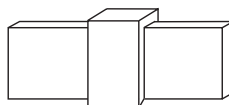
PV



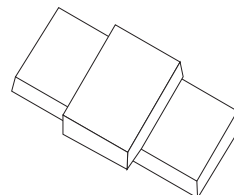
PT



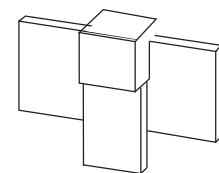
PY



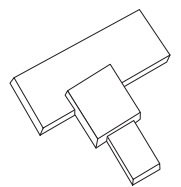
BE



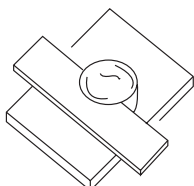
BEH



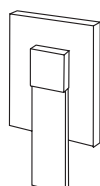
BTV



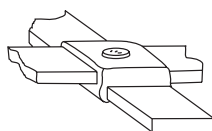
BT



BS



BVSE



BX